



2011-2012 GMT Reports for District (or Undistricted) **District 1 G**

GMT: **Doctor GARY A ANDERSON** Location: **ILLINOIS**

GMT CA: **1**

CLUBS


Club Results
2011-2012

Clubs
2010-2011

Month	New Club Goal	Actual New Clubs	Actual Dropped Clubs	Gain/Loss of Clubs	Gain/Loss of Clubs
Jul/Aug/Sep		0	0	0	0
Totals		0	0	0	0

Club Results 2011-2012


Goal, New, Dropped, Gain/Loss



Legend: Goal (blue), Actual (green), Dropped (yellow), Gain Loss (purple)

Comparison of Club Gain/Loss

Current Year Compared to the Previous Year



Legend: Current Year (blue), Previous Year (green)

YTD Status Quo Clubs 2011-2012

Status Quo Clubs Compared to Status Quo Members



Legend: Status Quo Clubs (blue), Total Status Quo Members (green)

MEMBERSHIP

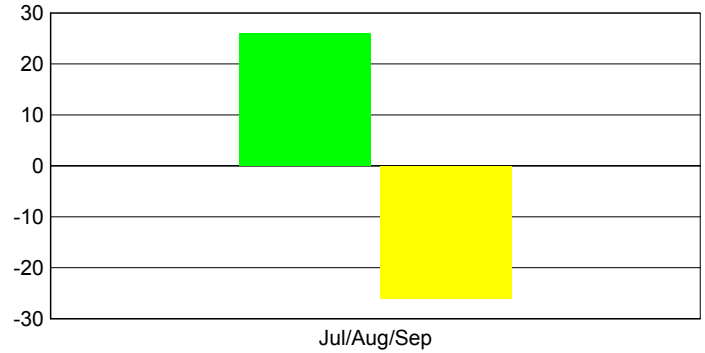
Membership Results
2011-2012

Membership
2010-2011

Month	Net Memb Goal	Actual New Memb	Actual Dropped Memb	Gain/Loss of Memb	Gain/Loss of Memb
Jul/Aug/Sep		26	-26	0	-5
Totals		26	-26	0	-5

Membership Results 2011-2012

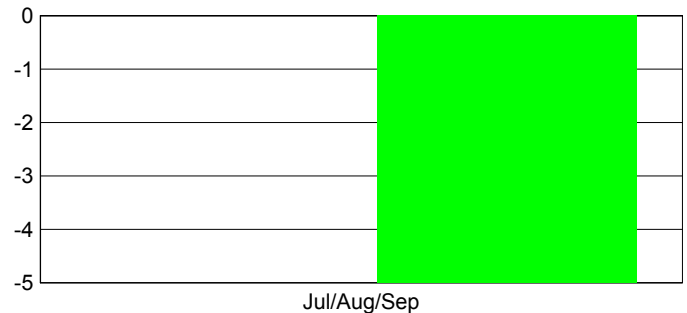
Goal, New, Dropped, Gain/Loss



Legend: Goal (blue), Actual (green), Dropped (yellow), Gain Loss (purple)

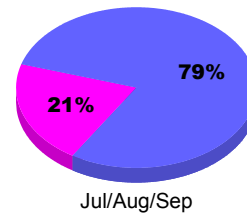
Comparison of Membership Gain/Loss

Current Year Compared to the Previous Year



Legend: Current Year (blue), Previous Year (green)

Gender Comparison 2011-2012



Jul/Aug/Sep

Legend: Male (blue), Female (purple)